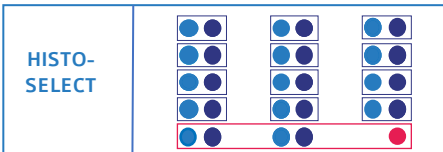
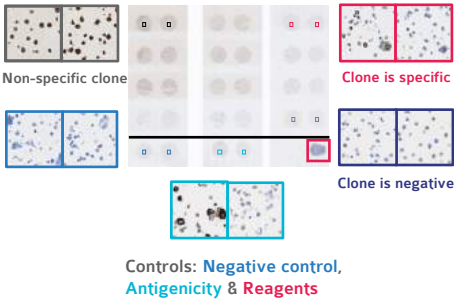


How to overcome challenges in antibody selection?

HISTOSELECT®: The number 1 solution for direct screening of large numbers of antibodies by IHC

- Generation of custom FFPE TMA with positive & negative tissues/cell pellet; 12 test antibodies + a full set of controls on each slide
- Screen over 1000 antibody clones per day

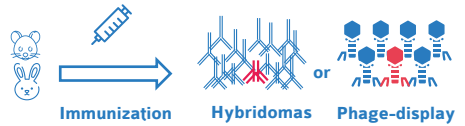
Example



- Positive Cell Pellet → 12 different antibodies
- Negative Cell Pellet → Several controls

The challenges in antibody selection

Routine diagnosis and clinical trials require the generation of new FFPE IHC-specific antibodies



- ✗ Hundreds of clones need to be screened rapidly
- ✗ Time and budget limitations
- ✗ First screen by ELISA then IHC screen as binding & affinity in ELISA and IHC formats are not the same
- ✗ Good clones could be lost
- ✓ Our proprietary device solves the issue